

# DIGITAL TOOLS IN COLLABORATIVE PROJECTS



Szkoła Podstawowa Nr 10  
z Oddziałami Integracyjnymi  
w Zamościu



A primary school has a wide range of experiences using digital tools in collaborative projects, especially if it has participated in programs such as eTwinning, Erasmus+, OSE (National Education Network), or national digital initiatives.

Here are examples of  
experiences the school  
develops

## 1. Using digital tools for inter-school collaboration

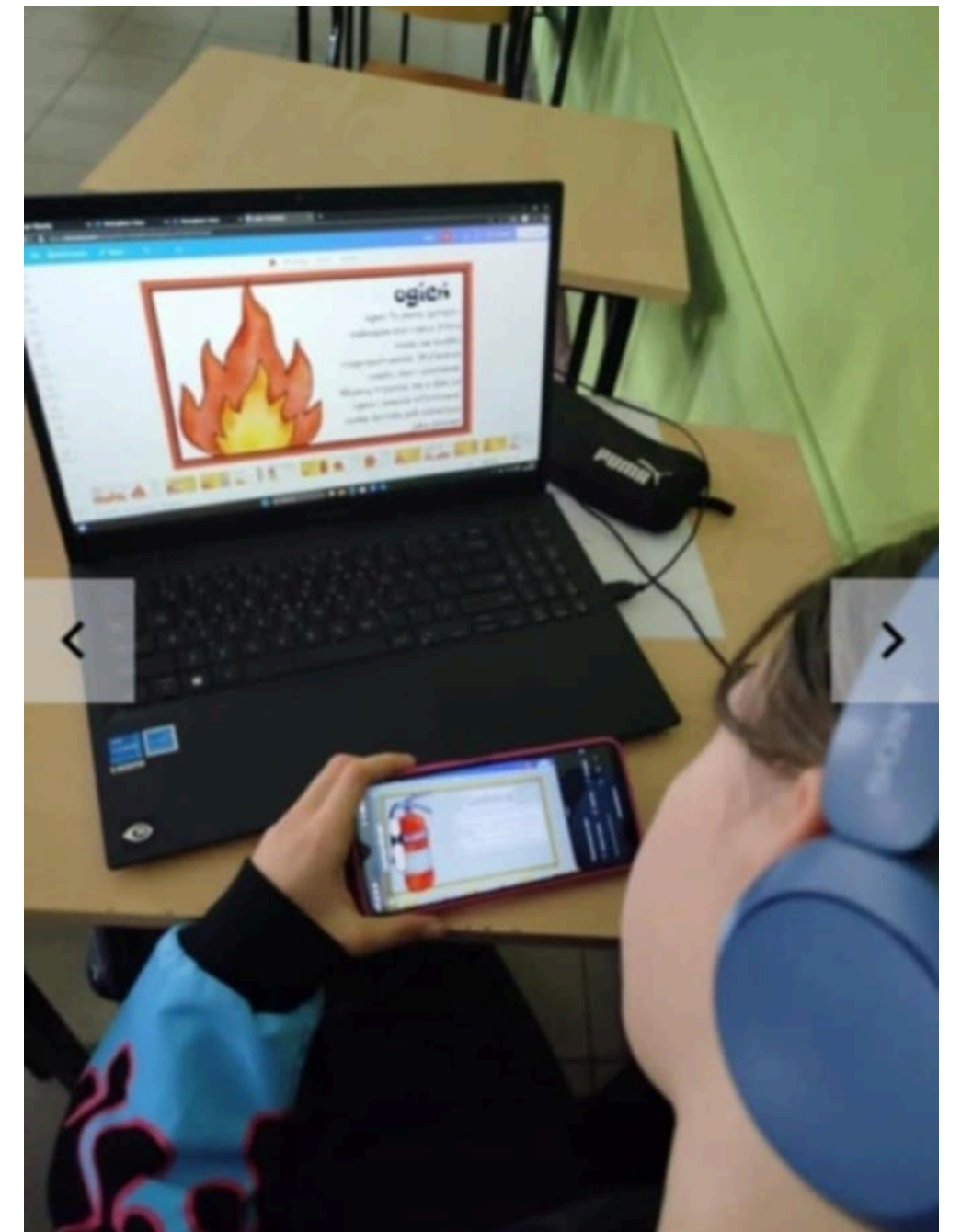

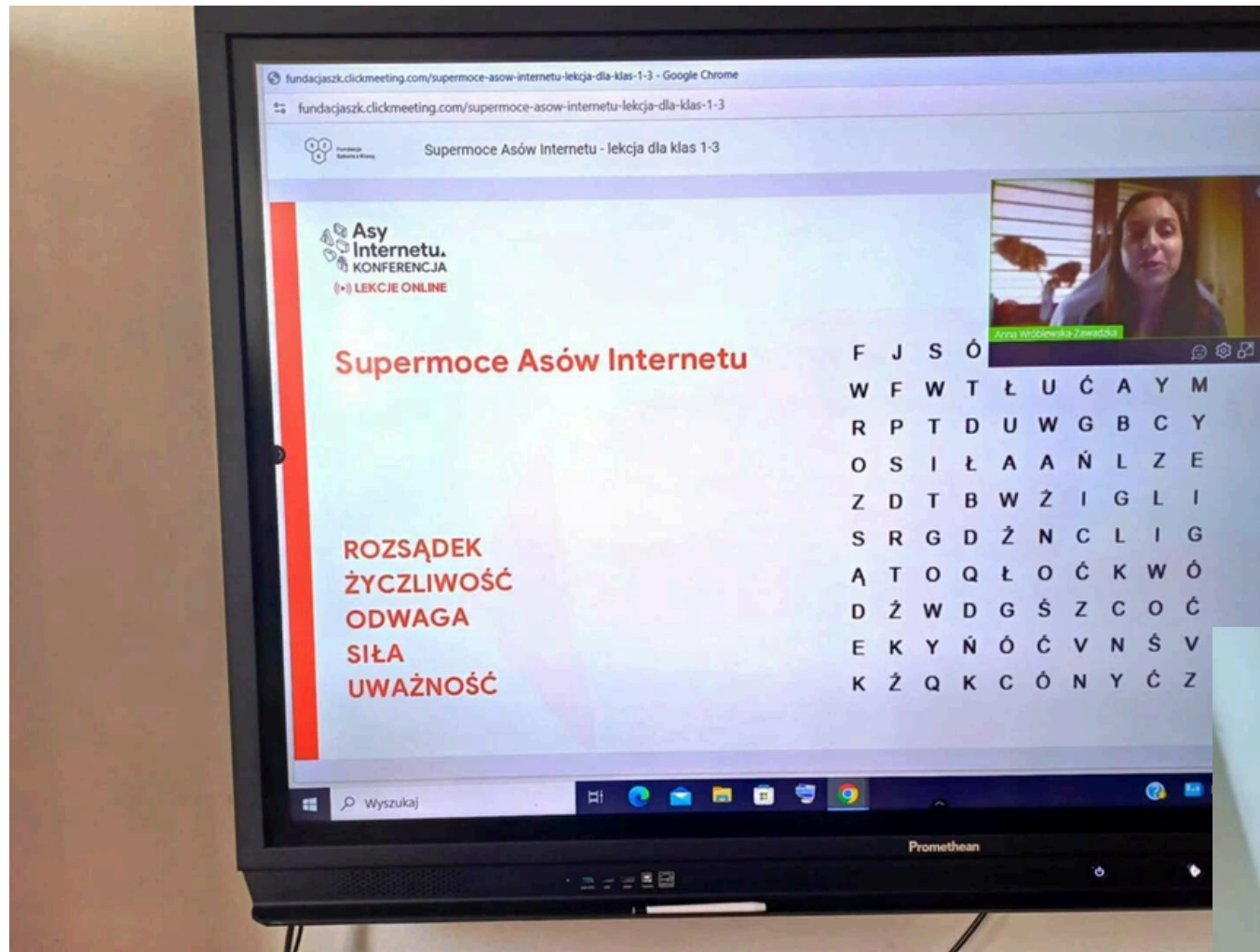
**eTwinning platforms, Microsoft Teams, Google Workspace, Padlet, Trello – for planning and implementing projects with partners from other schools (e.g., from other countries).**

**TwinSpace (eTwinning) – as a safe online collaboration environment where students can exchange materials, photos, presentations, and create content together.**



## **Example:**

The "Green Future – Our Planet in Our Hands" project, using Padlet and Canva, allowed students to create posters and infographics about environmental protection with partners from other EU countries.



## 2. Sustainability Projects

Students research local environmental issues (e.g., waste separation, water conservation, renewable energy) and then share their findings online.

Create digital maps, reports, or educational videos on ecology using:

**Google Earth / Google My Maps** – maps showing locations of important environmental protection sites;

**Canva, Genially, Piktochart** – infographics and posters;

**Flip (Microsoft), Wakelet, WeVideo** – presentations and short videos about student activities.



### **3. Inter-School Communication and Cultural Exchange**

Online meetings with partners (e.g., via Zoom, Meet) dedicated to discussions about ecology, climate and biodiversity.


Exchange of experiences on local environmental initiatives – e.g., comparing how schools from different countries prioritize recycling, energy conservation, and cycling.



## 4. Developing students' digital and civic competences

Students learn to use the internet safely and critically, and to find reliable sources of information about climate and the environment.

Projects teach online collaboration, planning, communication, and creativity.



## **5. Examples of such outcomes:**

Collaborative digital publications (e.g., an e-book in Book Creator, a digital magazine about ecology);

Interactive presentations and online exhibitions;

Participation in eTwinning/Erasmus+ competitions and international events;

Developing students' environmental awareness and pro-social attitudes.

# Quizlet / Kahoot



KEEP CALM AND LOVE QUIZLET

<https://create.kahoot.it/details/7b904b00-dbe0-48cf-bc50-f2bb9694d2ec>



Zoom Meeting

Remaining Meeting Time: 05:53 | Upgrade to Pro

00:34:32

Acer

Irena Pylypak

Concetta Cardinale

Martina Pavellová (16472)

Veronika

Jana Radejova

Halime NISAN

Köbra Göney